



XPENG G6

INTELLIGENTLY MOVING
YOUR WORLD





ULTRA SMART COUPÉ SUV

Experience the future of driving with the XPENG G6, a pinnacle of electric SUV design that combines an 800-volt high-performance architecture with unmatched convenience and safety. Step into the XPENG G6 for a forward-thinking journey that redefines what an electric vehicle can be.



Robot Face Design

XPENG's iconic signature design language. The fluid body design with techno-flow aesthetics exudes a sense of simplicity unlike any other.



Streamlined body shape

Short front and rear overhangs with low center of gravity are designed for a superior and comfortable driving experience. Suspended roof design offers generous interior space and comfort.



LED headlights

Auto-sensing LED headlights, daytime running lights, integrated position lights and dynamic running turn signals are standard across the range.



Suspended roof with frameless doors

The unique roof design creates a very dynamic stance. Frameless doors provide a more open view and the hidden door handles smooth out the side styling and reduce turbulence, lowering wind resistance.



Ultra-low wind resistance body

The vehicle has 17 low-drag designs, with a drag coefficient as low as 0.248, which translate to a more precise energy consumption control and prolongs the battery life.



LED taillights & widened shoulders

The XPENG G6 looks sensual and bold with the widened flare out shoulders, while the thick-walled rear LED taillights are highly recognisable at night.

SMART COCKPIT

Pioneering the application of artificial intelligence technology in both cockpit and driving systems, the XPENG G6 offers a more intuitive, human-like, and highly interactive Xmart OS in-car operating system that truly understands your needs.





Xmart OS in-car operating system

Powered by a Qualcomm Snapdragon SA8155P chipset. The Xmart OS in-car operating system leverages multi-sensor software and hardware platforms to enhance driver and vehicle interaction.




High resolution displays

A high-resolution 14.96-inch central control screen coupled with a 10.2-inch digital dashboard provide an intuitive interaction experience.



Always up to date with OTA

The infotainment system features wireless Apple CarPlay and Android Auto, an extensive music and video library, entertainment and social media applications. The system will be updated via periodic software updates that take place completely Over-The-Air (OTA).



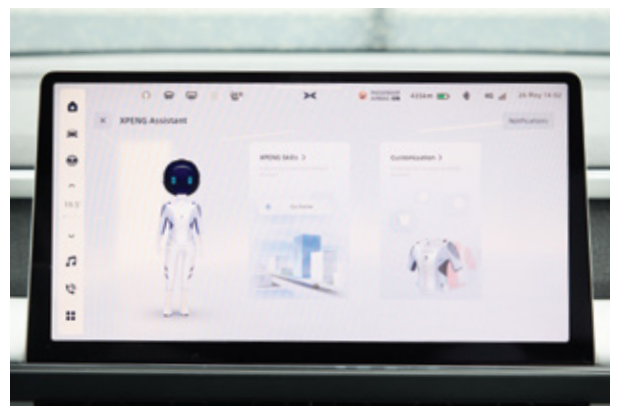
Unmatched sound from XOPERA

18-speaker XOPERA Surround Audio System with a total power of 960W, provides panoramic sound effect technology and acoustic algorithm for an immersive sound experience.



Xfreebreath air purification system

Dual temperature zone automatic air conditioning with Xfreebreath intelligent air purification system, which purifies in-car air to keep low-level PM2.5 and automatically switches to inner-loop air recycling mode if it detects major pollutants outside the car.



'Hey XPENG' Voice Assistant

Highly customisable and adaptable, the all-scenario voice assistant is here for you, listening to your requests, providing you a hands-free experience that suits your command and needs.



UNPARALLELED COMFORT & CONVENIENCE

Revel in the expansive interior, which offers unparalleled legroom and headroom, setting a new standard for comfort and convenience in its class. Experience the blend of lifestyle and technology with the XPENG G6, where every journey becomes a serene retreat.



Cloud-like surround seats

The power-adjustable ergonomic seats provide perfect support to maintain an ideal position and posture.



Ventilated and heated seats

Seat ventilation and heating (cushion and headrest) for both driver and front passenger, while rear passengers' seats are equipped with seat heating.



Panoramic glass roof

XPENG G6 comes with an oversized panoramic glass roof that provides open views and light.



Dual 50W wireless charging

The center console is equipped with a dual wireless charging pad, each offering 50W of high-power charging capability and with air-cooling for efficient heat dissipation.



Fully electric tailgate

Easy access to the spacious 571L trunk via the electric tailgate. Expand the trunk space to 1,374L by fully folding and flattening the 60:40 foldable rear seats.



Electric Release Door-Open Button

One-touch door opening, easy and fast.

MOBILITY REDEFINED

Drive with confidence and ease as the XPENG G6 delivers unmatched stability and handling. It seamlessly balances performance with comfort, ensuring that every journey is a luxurious experience.





Fast acceleration

The XPENG G6 delivers 282hp and 440Nm of torque, accelerating from 0 to 100km/h in just 6.2 seconds for the long range version. While the standard range version has an output of 255hp with 0 to 100km/h in 6.6 seconds.



Superb handling and comfort

The XPENG G6 features front double wishbone independent suspension and rear multi-link independent suspension.



Impressive driving range

With ultra-low energy consumption, The XPENG G6 delivers a reliable driving range of up to 570km* in the long range version, and up to 435km* in the short range version.


*Range according to WLTP.






LEADING THE CHARGE

The XPENG G6 is powered by the innovative SEPA 2.0 (Smart Electric Platform Architecture), a next-generation smart electric vehicle architecture that enhances both performance and efficiency. This advanced platform integrates an 800-volt high-voltage SiC system, enabling superfast charging capabilities that significantly reduce charging time. The architecture's cutting-edge battery-body integration technology not only improves safety by reinforcing structural integrity but also optimizes the vehicle's overall efficiency, making it a leader in the realm of smart electric mobility.



Super fast charging

With the 800-volt High Voltage Silicon Carbide (SiC) Platform, you can power up quickly, charging from 10% to 80% in under 20 minutes, making charging stops brief and efficient.




X-HP Smart Thermal Management System

The X-HP offers an intelligent, systematic, energy-efficient solution for temperatures, ensuring range and charging capacity under all weather conditions.



CIB (Cell Integrated Body) Technology

The battery pack is being integrated into the car body to optimize cabin design with added vertical space, increase battery safety and enhance overall driving performance by improving its center of gravity and higher stability.



SAFETY YOU CAN TRUST

The XPENG G6 seamlessly blends style and safety, offering peace of mind with its state-of-the-art NVIDIA DRIVE Orin-X chipset. This chipset powers a network of 29 intelligent driving sensors—including radars, ultrasonic sensors and cameras—that work together to ensure every drive is as safe as it is smooth. With innovative construction techniques that enhance the vehicle's strength and crash protection, the XPENG G6 is designed to keep you and your loved ones safe on every journey.







XPILOT

The XPILOT 2.5 driver assistance system consists of 29 intelligent driving sensors powered by the NVIDIA DRIVE Orin-X chipset, featuring multiple class-leading safety functions.

7 airbags as standard

Maximum anti-collision protection for both driver and the passengers.




High-strength steel-aluminium hybrid body

The body of G6 is composed of a blend of diverse steel and lightweight aluminium, with 26% high-strength steel and 51% aluminium, and the roof's compressive strength is 4.83 times that of the vehicle's weight.

10 dimensions of battery safety

Focused on battery cell, through the five areas of intelligent guarding, high-voltage protection, quality assurance, disaster control and mechanical dependability as well as the ten dimensions of safety design are used to improve system safety protection and accomplish no heat diffusion and no heat spread of the battery.



XPENG App control

The XPENG mobile application offers essential functions such as checking vehicle status, locking and unlocking doors, monitoring tyre pressure, controlling air conditioning, and many other features. It also includes advanced capabilities like Enhanced Auto Parking Assist (EAP 2.0), which helps the driver park in and out of perpendicular, parallel, or diagonal spaces, with or without parking lines. Additionally, Auto Exit Parking Assist (AEP) can be activated through the mobile application to assist in driving out of parking spaces.



XPENG G6 SPECIFICATIONS

VARIANT			STANDARD RANGE 2WD	LONG RANGE 2WD
DIMENSIONS				
Length x Width x Height		mm	4,753 / 1,920 / 1,650	
Wheelbase		mm	2,890	
Number of Seats			5	
Curb Weight		kg	2,025	
Trunk Space		Litres	571 - 1,374	
PERFORMANCE				
Drivetrain			RWD	
Motor type			Permanent Magnet Synchronous Motor	
Power Output		Hp	255	282
Torque		Nm	440	
Top Speed		km/h	200	
Acceleration		0 - 100 km/h	6.6 s	6.2 s
Battery Type			Lithium Iron Phosphate (LFP)	Nickel Manganese Cobalt (NMC)
Battery Capacity		kWh	66.0	87.5
WLTP Driving Range		km	435	570
Charging Rate		kW	up to 11 (3-phase)	
		AC Charging Time	7.5 Hr	9.5 Hr
		DC Fast Charging	215	280
		DC Fast Charging Time	20 mins	
Braking System Type		Front	Ventilated Disc	
		Rear	Ventilated Disc	
Suspension Type		Front	Double Wishbone	
		Rear	Multi-Link	
Charging Cable Type		AC (Normal)	Type 2	
		DC (Fast Charging)	CCS2	
XPILOT 2.5 (ADVANCED DRIVER ASSISTANCE SYSTEM)				
Hardware System		Processor	NVIDIA® Orin-X	
		High-Definition Millimeter-Wave Radar	x 5	
		Ultrasonic Sensors	Front: x 6, Rear: x 6	
		Cameras (including for DSM System)	x 12	
XPILOT Driving		Adaptive Cruise Control (ACC)	• (Stop & Go)	
		Lane Centering Control (LCC)	•	
		Adaptive Turning Cruise (ATC)	•	
		Active Lane Change (ALC)	•	
		Automatic Speed Limiter (ASL)	•	
XPILOT Parking		Enhanced Auto Parking Assist (EAP 2.0)	•	
		Auto Exit Parking Assist (AEP)	•	
		Parking Assist with 360° Camera	•	
		Transparent Chassis	•	
		Straight Summon	• (via App)	
		Remote Parking Assist (RPA)	• (via App)	
XPILOT Safety		Driver State Monitoring (DSM)	•	
		Forward Distance Monitoring (FDM)	•	
		Forward Collision Warning (FCW)	•	
		Autonomous Emergency Braking (AEB)	•	
		Traffic Sign Recognition (TSR)	•	
		Intelligent High Beam (IHB)	•	
		Blind Spot Detection (BSD)	•	
		Door Open Warning (DOW)	•	
		Lane Departure Warning (LDW)	•	
		Lane Keep Assistance (LKA)	•	
		Emergency Lane Keeping (ELK)	•	
		Rear Collision Warning (RCW)	•	
		Rear Cross-Traffic Alert (RCTA)	•	
SMART OS				
Hardware		Chipset	Qualcomm Snapdragon® 8155	
		Connectivity	Wi-Fi / 4G Network	
		Digital Dashboard	10.2"	
		Central Control Screen	14.96"	
		Bluetooth®	•	
		Mobile Phone Bluetooth® Key	• (via App)	
		Automatic Mobile Phone Unlocking	• (via App)	
		Mobile App Remote Control	• (via App)	
		App Intelligent Car Locating	• (via App)	
Software		"Hey XPENG" Voice Assistant	4 Zone, Full-Scenario Voice Assistant with Intelligent Recommendation	
		Smart Navigation	•	
		App Store	•	
		DAB + FM Radio	•	
		Wireless Apple Carplay / Android Auto	•	
		Meditation Mode	•	
		Over-The-Air (OTA) Software Updates	•	
EXTERIOR				
Auto-Sensing Headlights			LED	
Headlight Height Adjustment			Manual	
Electric Side Mirrors with Heating			Auto-fold with Memory	
Electric Release Door-Open Button			•	
Panoramic Glass Roof (with Thermal Insulation / UV Protection Coating)			•	
Electric Tailgate			•	
Wheels		Wheel Type	Alloy	
		Wheel Size	20"	
		Wheel Tyre Size	255 / 45 / R20	
Door Entry			Keyless (via App only)	
Remote Start			• (via App only)	

VARIANT		STANDARD RANGE 2WD	LONG RANGE 2WD
INTERIOR			
Multi-Function Leather Steering Wheel			•
Steering Wheel Adjustment			Tilt & Telescopic
Heated Steering Wheel			•
Wireless Charger			x 2 (50W)
USB Ports		Front	x 1 (Type-A), x 1 (Type-C)
		2nd Row	x 2 (Type-C)
Sound System		Sound System Technology	XPENG XOPERA Surround Sound System
		Speakers	x 18
Air-Conditioning & Heat Pump		Automatic Dual Zone Climate Control	•
		Air Purification System	Xfreebreath® With Intelligent Air Purification system (Pollen and PM2.5 Filter)
		Rear Air-Conditioning	Vents only
Inner Rearview Mirror			Auto-dimming
SEATS			
Adjustment		Driver Seat Adjustment	6-way Power with 4-way Lumbar
		Passenger Seat Adjustment	6-way Power
		Rear Seats	60:40 Split-Fold with Adjustable Backrest
Function		Heated Seats	Front & Rear
		Ventilated Seats	Front only
		Front Seats Position Memory + Welcome Mode	•
Seat Material			Leatherette
SAFETY			
SRS Airbags		Front (Driver & Passenger)	x 2
		Side	x 2
		Curtain	x 2
		Centre Side	x 1

EXTERIOR COLOUR



Fiery Orange



Graphite Grey



Arctic White



Midnight Black



Silver Frost

INTERIOR COLOUR



Grey



Black

*3 years free scheduled maintenance or first 60,000km, whichever comes first.
5 years manufacturer warranty or first 120,000km, whichever comes first.
8 years High Voltage Battery Pack & Motor warranty or first 160,000km,
whichever comes first. Terms and conditions apply.
All vehicle models and specification shown are for Malaysia market only.
Specification shown may vary from the actual vehicles.

3 YEARS 
FREE SCHEDULED MAINTENANCE

5 YEARS 
VEHICLE WARRANTY

8 YEARS 
BATTERY & MOTOR WARRANTY