

**IM5** Electric  
Sedan

**IM MOTORS**

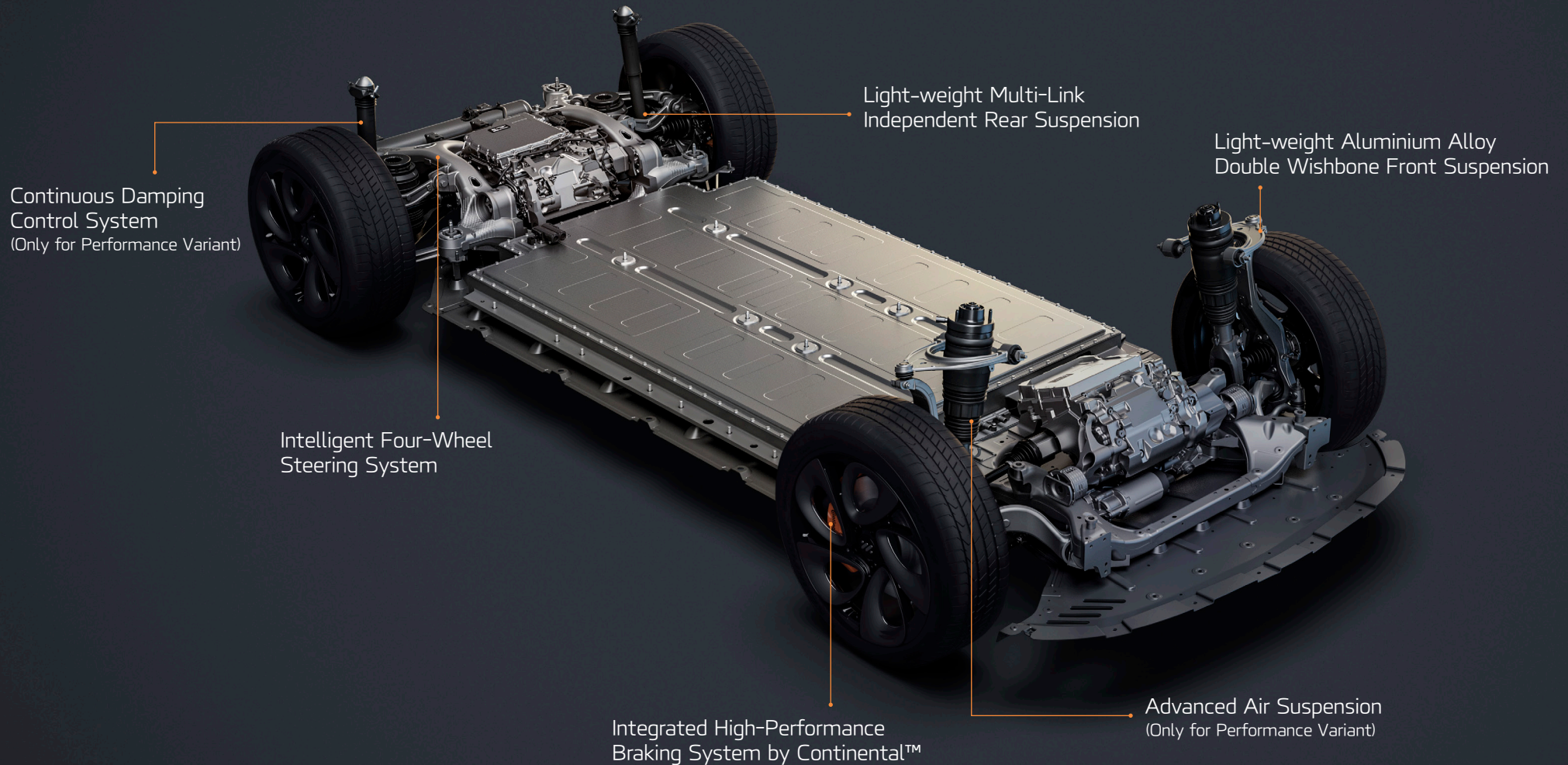
**IM**

POWER.  
EXHILARATION.



# Power Meets Precision.

Powered by the unique IM Digital Chassis, the IM5 offers a seamless blend of electrified performance and sophisticated control. Experience a refined, exhilarating drive that adapts to every twist and turn of the road, giving you a driving experience that is as intuitive as it is powerful.



# Smarter Inside and Out.

Step into a new era of intelligence with the IM5. Featuring the advanced IM Operating System (IM OS) and One Touch iAD, its cabin is packed with innovations designed to integrate seamlessly into your life for a truly intuitive and effortless driving experience.



## ONE TOUCH PARK

Finding a parking space just got a lot easier. One Touch Park automatically finds the perfect spot for you at low speeds and alerts you immediately, so you can park with a single touch.




## ONE TOUCH CURBSIDE

Park perfectly alongside kerbs and walls with One Touch Curbside. This function takes the stress out of tricky parallel parking, allowing you to position your vehicle accurately with a single tap on the screen.



## ONE TOUCH PULL OUT

Struggling to get out of a tight parallel or reverse parking lot? One Touch Pull Out automatically pulls you out of the lot.



## ONE TOUCH REVERSE

Stuck at the end of a long narrow road? One Touch Reverse records your driving path at low speeds and can automatically reverse the vehicle for up to 100 metres, retracing your exact route while detecting obstacles to avoid scrapes and collisions.

# Safety and Quality, Elevated.

Your peace of mind is our priority. The IM5 provides uncompromising protection with a comprehensive suite of passive and active safety features, including Rainy Night Mode and the Proactive Vision Supplement System (PVSS).

## RAINY NIGHT MODE

Experience clarity in low light situations, heavy rain and blind spots where live feeds are sent directly to the drivers screen to support driving safety.

## PROACTIVE VISION SUPPLEMENT SYSTEM (PVSS)

- Uses surrounding cameras to show real-time changes to road conditions
- A-pillar Vision Supplement
- Rear Vision Supplement




## COMPREHENSIVE AIRBAG PROTECTION

Equipped with seven airbags located at the front, side, curtain and one at the far-side for enhanced protection.

# Advanced Electrification.

The IM5 is engineered with an advanced 800V and 400V platform, featuring a smart thermal system and a maintenance-free design. This cutting-edge technology ensures remarkable efficiency and lasting power for a reliable and effortless journey.



## 800V PLATFORM (CAT B VARIANT)

Dual SiC Power Module delivers instant power and torque, and ultra-high efficiency for a consistently exhilarating ride.

## 400V PLATFORM (CAT A VARIANT)

Provide instant power for a smooth, responsive and lag-free drive. Advanced design ensures an efficient and incredibly comfortable journey.

## UNCOMPROMISING BATTERY SAFETY

Our advanced battery units are engineered to meet the world's strictest safety standards, with a record of zero thermal runaway incidents.

## ENGINEERED TO PROTECT YOU.

Built for uncompromising safety, the battery pack is insulated with aerospace-grade aerogel for exceptional thermal protection. This ensures a confident and worry-free experience on every journey.

Super Fast Charging  
10%-80% in 18mins\*



All Round Double Glazed Soundproof Glass  
for Space-Grade Quiet Cabin



Gently Sculptured and Aerodynamic  
Design with Higher Capacity Battery  
to achieve 820km<sup>^</sup> range



Light Weight Aluminum  
Alloy Spun Cast Wheels  
with 0-100km/h in 3.2secs\*



\*Specifications may vary depending on variant.  
<sup>^</sup>WLTP City Range

## TECHNICAL SPECIFICATIONS

Performance	Luxury		Sport	Performance
	Standard	AR		
Drivetrain	RWD			AWD
Motor	PMSM			
Motor Placement / Power (kW)	Rear / 109		Rear / 300	Front / 200, Rear / 372
Max. Power (kW)	109		300	572
Max. Torque (Nm)	450		500	Front 302 / Rear 500 / Combine 802
Top Speed (km/h)	180		220	268
0-100km/h (secs)	10.05		4.6	3.2
Multiple Drive Mode	•			
<b>Battery &amp; Charging</b>				
Battery Capacity (kWh)	75		100	
Battery Type	LFP		NMC	
Voltage Architecture	400V IGBT Platform		800V SiC Platform	
Charge Port Type	CCS2			
WLTP City Power Consumption (kWh/100km)	15.1	12.8	13.8	16.1
WLTP Combined Power Consumption (kWh/100km)	19.3	17.5	17.3	19.7
WLTP Combined Range (km)	440	490	655	575
WLTP City Range (km)	560	630	820	701
Max. AC Charging Power (kW)	11			
Max. DC Charging Power (kW)	153		396	
AC 0%-100% Charging Time (Hrs)	8.5		11.5	
DC 10%-80% Charging Time (mins)	25.5		18	
VES Banding	A			
V2L (Max 6.6kW)	•			
<b>Basic Parameters</b>				
Length (mm)	4931			
Width (mm)	1960			
Height (mm)	1474			
Wheelbase (mm)	2950			
Drag Coefficient (Cd)	0.237			
Turning Radius (m)	4.99			
Kerb Weight (kg)	2180		2210	2298
Gross Weight (kg)	2610		2640	2730
Front Cargo Capacity (litres)	18			
Rear Cargo Capacity / with seats folded (litres)	457 / 1290			
<b>Climate Control</b>				
2-Zone Automatic Air-conditioner (High Pressure Heat Pump)	•			
Front Intelligent Invisible Air Vents	•			
Rear Independent Air Vents	•			

Digital Chassis	Luxury		Sport	Performance
	Standard	AR		
Double Wishbone Front Suspension/ Multi-Link Rear Suspension			•	
Continuous Damping Control System	-			•
Advanced Air Suspension	-			•
Intelligent Four-Wheel Steering System (with Crab Mode)			•	
19-inch Light-Weight Wheels (Front 245mm / Rear 275mm)	•			-
20-inch Sporty Wheels (Front 245mm / Rear 275mm)	-			•
Continental Front 4-piston Fixed Brake Calipers (IM Exclusive Color)			•	
Ventilated Brake Disc (4 Wheels)			•	
Speed Sensitive Electric Power Steering (EPS)			•	
Brake-By-Wire Cooperative Regenerative Brake System (CRBS)			•	
Electronic Park Brake (EPB) & Auto Hold			•	
Edge Torque Adaption Control Technology (eTAC)			•	
<b>Safety</b>				
Driver and Front Passenger Front & Side Airbags			2+2	
Side Curtain Airbags			2	
Far Side Airbag			1	
Front Pre-tensioner with Load Limiter Seatbelts (Height Adjustable)			•	
Rear 3-Point Seatbelts (Load Limiter Seatbelts Equipped on Rear Side Seats)			•	
Front & Rear Seat Belt Reminder (SBR)			•	
Driver Monitoring System (DMS)			•	
360° Cameras			•	
Direct Tyre Pressure Monitoring System (TPMS)			•	
Pedestrian Warning System			•	
Anti-lock Braking System (ABS)			•	
Electric Brake-force Distribution (EBD)			•	
Traction Control System (TCS)			•	
Vehicle Dynamic Control (VDC)			•	
Hazard Control (HAZ)			•	
Emergency Brake Assist (EBA)			•	
Brake Disc Washing (BDW)			•	
Hill Hold Control (HHC)			•	
Cornering Brake Control (CBC)			•	

Exterior	Luxury		Sport	Performance
	Standard	AR		
Frameless Doors (with Power Release)			•	
Automatic Flush Door Handles			•	
Hands-free Power Tailgate			•	
LED Headlights			•	
LED Strip Taillights			•	
Active Grille Shutter (AGS)			•	
Power Side Mirrors (Auto Folding / Memory / Heated / Auto Tilt Down in Reverse / BSD)			•	
Rain-Sensing Front Windshield Wipers			•	
<b>Acoustics and Seats</b>				
20 Speakers (including 4 Sky Speakers)			•	
Road Noise Control (RNC)			•	
Ultra-Soft Vegan Leather Seats			•	
12-way Power Driver Seat (including 4-way Power Lumbar Support)			•	
Driver Seat Memory & Easy Entry			•	
6-way Power Front Passenger Seat			•	
Front Seats 2-Way Manual Headrest			•	
Front Seats Ventilation (Backrest)			•	
Front Seats Heating (Cushion + Backrest)			•	
Rear Seats Heating (Cushion + Backrest)			•	
Rear Seats Adjustable Backrest			•	
Rear Foldable Seats (40/60)			•	
ISOFIX			2	
<b>Infotainment System</b>				
Intelligent Cabin Powered by Qualcomm Snapdragon 8295			•	
26.3-Inch Immersive Touch Screen			•	
10.5-Inch Central Touch Screen			•	
IM Multi-screen Interactive System (IMOS)			•	
Wireless Apple Carplay™ & Android Auto™			•	
Voice Control System			•	
Digital Audio Broadcasting (DAB)			•	
4G Communication			•	
Proactive Vision Supplement System (PVSS)			•	
Intelligent Scene Modes (Nap Mode / Rainy Night Mode)			•	
Digital Video Recorder (DVR)			•	
Mobile Phone Remote Control			•	
Keyless Access System			•	
NFC Key Card x 1			•	
PEPS Key Fob x 1			•	

## TECHNICAL SPECIFICATIONS

Interior	Luxury		Sport	Performance
	Standard	AR		
Double-glazed Silvering Thermal-insulating Panoramic Glassroof			•	
Fabric Headliner			•	
Laminated Glass (4 Doors)			•	
Sporty Steering Wheel (Heating / 4-way Manual Adjustment / Hands-off Detection)			•	
256-color Ambient Light			•	
Anti-pinch Windows with One-click Up & Down			•	
IM MAG Hub (x4)			•	
Ventilated Wireless Mobile Charging Pad (Qi, 50W)			•	
USB Type-C Charge Port (Max: 60W)		Front 2 + Rear 1		
12V Power Sockets			2	
Rear Trunk Hook Hanger x 4			•	
Intelligent Cold & Warm Box			•	
<b>Advanced Driver-Assistance System (ADAS)</b>				
IM AD Intelligent Hardware System				
Intelligent Pilot Device (IPD) Powered by NVIDIA Orin N®			•	
Ultrasonic Sensor x 12			•	
HD Camera x 9			•	
Millimeter-wave Radar x 3			•	
Positioning Unit x 1			•	
High Reliability Inertial Measurement Unit (IMU) x 1			•	
IM AD Advanced Package				
Forward Collision Warning (FCW)			•	
Blind Spot Detection (BSD)			•	
Door Open Warning (DOW)			•	
Lane Change Assist (LCA)			•	
Rear Cross Traffic Alert (RCTA)			•	
Rear Cross Traffic Braking (RCTB)			•	
Lane Departure Warning (LDW)			•	
Lane Departure Prevention (LDP)			•	
Adaptive Cruise Control (ACC)			•	
Lane Centering Control (LCC)			•	
Park Distance Control (PDC)			•	
Auto Park Assist (APA)			•	
One Touch iAD (AI Chauffeur)				
One Touch Park			•	
One Touch Curbside			•	
One Touch Pull Out			•	
One Touch Reverse			•	

## EXTERIOR COLORS

The Signature Palette:



Ares Black



Athena White

The Artistic Collection:



Raphael Beige



Nevis Blue



Ferdinand Pink



Rembrandt Grey

## INTERIOR COLORS



Dover Beige



Highland Grey

Specifications are accurate at time of print. Eurokars EV Pte. Ltd. reserves the right to change specifications at any time with no prior notice. NOTE: Specifications, pictures and colours are subject to change and may differ from the actual vehicle.